



TITLE _____

Date: / /

Mo Tu We Th Fr Sa Su

r. Number of Signals :-

The no. of signals in the NMR spectrum tells the no. of different sets of equivalent protons in a molecule. Each signal corresponds to a set of equivalent protons ~~in a molecule~~.

It may be noted that the magnetic equivalent protons are chemically equivalent protons.

- ① $\begin{array}{c} \text{CH}_3 \\ | \\ \text{C}=\text{O} \\ | \\ \text{CH}_3 \end{array}$ (1)
- ② $\begin{array}{c} \text{CH}_2 - \text{CH}_2 \\ | \quad | \\ \text{CH}_2 - \text{CH}_2 \end{array}$ (1)
- ③ $\begin{array}{c} \text{CH}_2 - \text{CH} - \text{CH}_3 \\ | \quad | \\ \text{CH}_2 - \text{CH}_2 \end{array}$ (3)
- ④ $\text{CH}_3 - \text{OH}$ (2)
- ⑤ $\text{CH}_3 - \text{CH}_2 - \text{NH}_2$ (3)
- ⑥ $\text{CH}_3 - \text{CH}_2 - \text{CH}_2 - \text{Cl}$ (3)
- ⑦ $\begin{array}{c} \text{CH}_3 - \text{CH} - \text{CH}_3 \\ | \\ \text{OH} \end{array}$ (3)
- ⑧ $\begin{array}{c} \text{CH}_3 \\ | \\ \text{C}=\text{C} \\ | \quad | \\ \text{Cl} \quad \text{H} \end{array}$ (3)



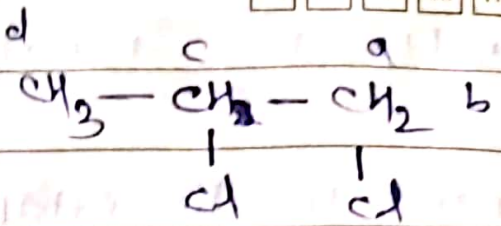

TITLE CH₂

10

Date: / /

Mo Tu We Th Fr Sa Su


9




4

4

11



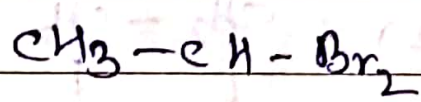
12



2

1

13



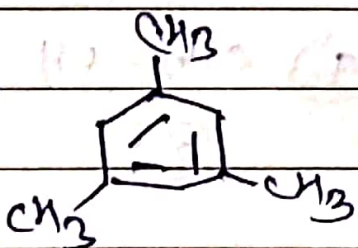
14



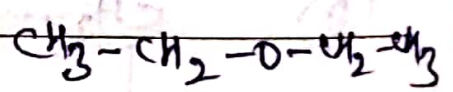
2

1

15



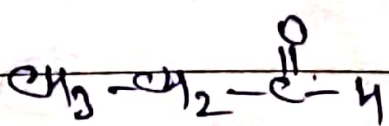
16




2

2

17



18



3

3