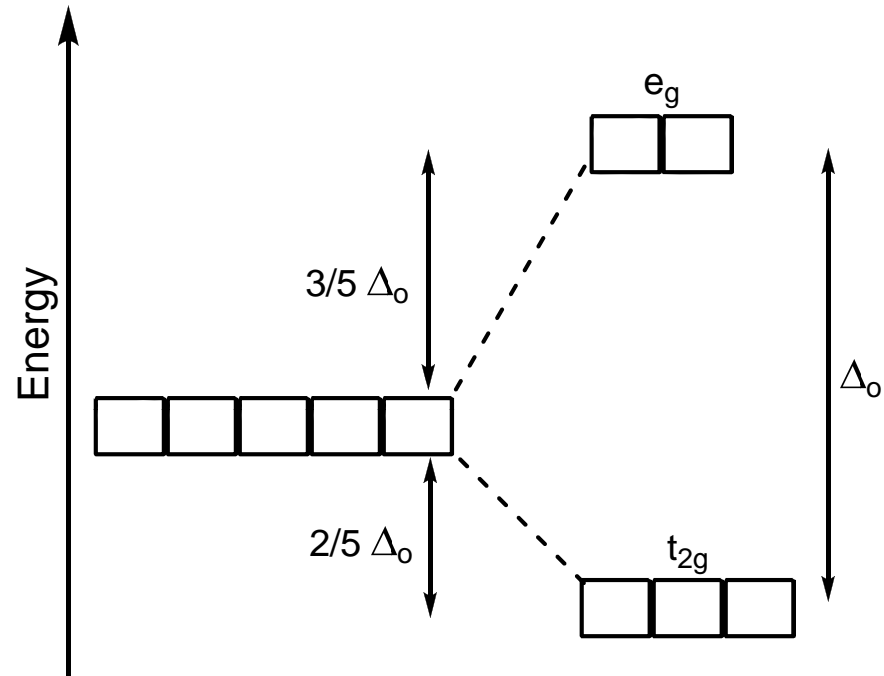


Crystal Field Splitting in an Octahedral Field



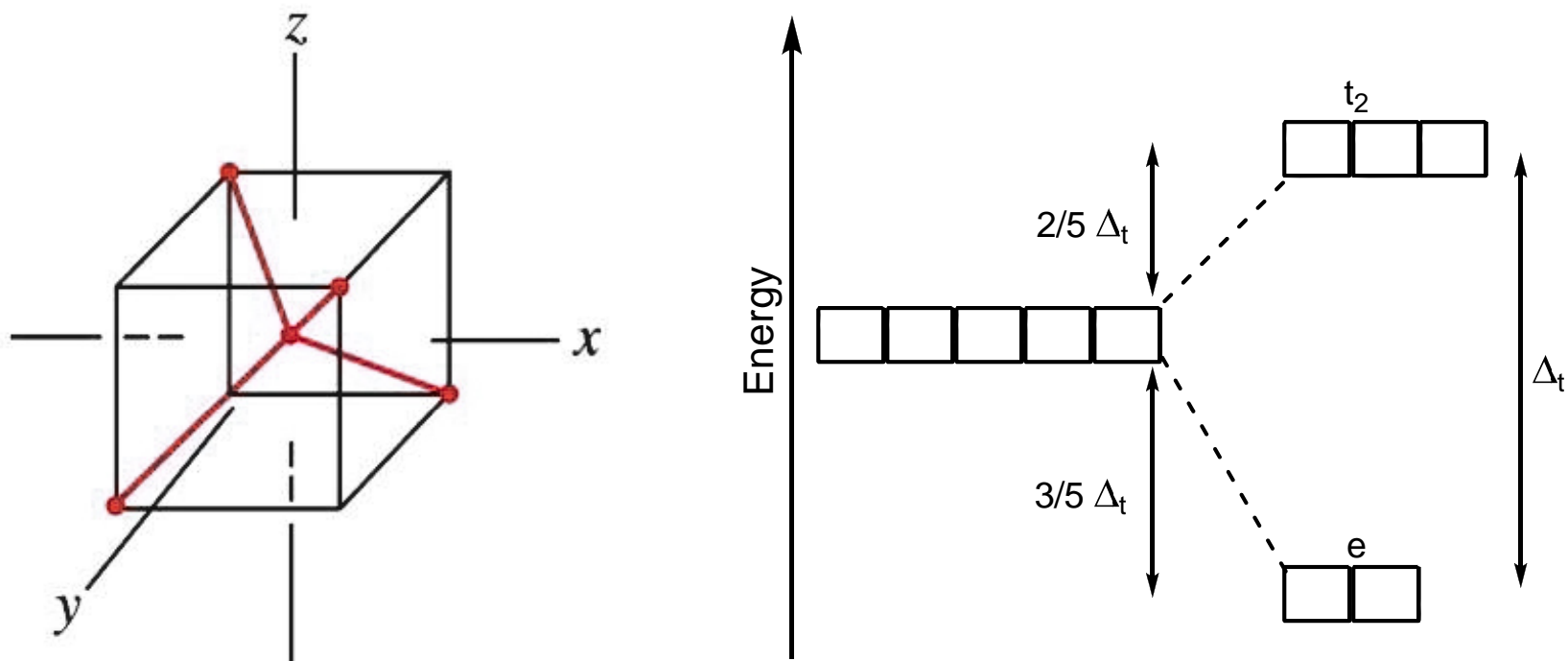
e_g - The higher energy set of orbitals (d_{z^2} and $d_{x^2-y^2}$)

t_{2g} - The lower energy set of orbitals (d_{xy} , d_{yz} and d_{xz})

Δ_o or $10 Dq$ - The energy separation between the two levels

The e_g orbitals are repelled by an amount of $0.6 \Delta_o$
The t_{2g} orbitals to be stabilized to the extent of $0.4 \Delta_o$.

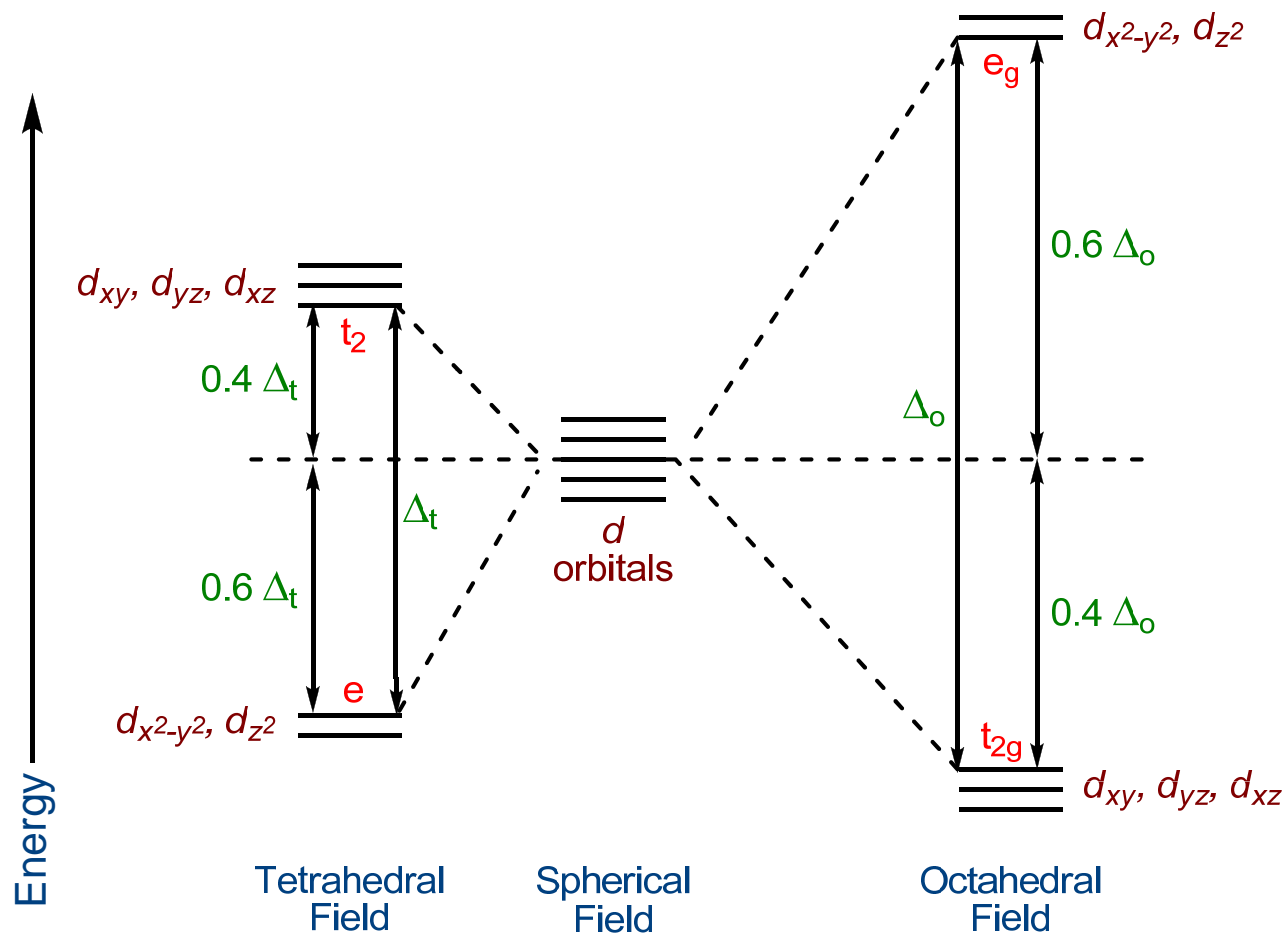
Tetrahedral Field



The higher energy set of orbitals (d_{xz} , d_{yz} , d_{xy}) is labeled as t_2 and the lower energy set (d_{z^2} and $d_{x^2-y^2}$) is labeled as e .

The crystal field splitting in the tetrahedral field is intrinsically smaller than in the octahedral field. For most purposes the relationship may be represented as $\Delta_t = 4/9 \Delta_o$

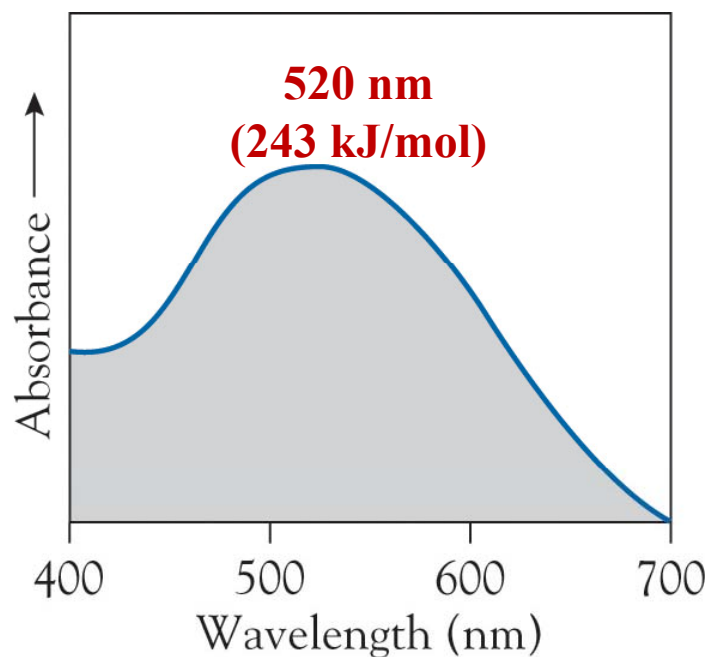
Octahedral Vs Tetrahedral



$[\text{Ti}(\text{H}_2\text{O})_6]^{3+}$ – a d^1 system



The single electron in the t_{2g} orbitals absorb energy in the form of light and gets excited to the e_g orbitals. In case of $[\text{Ti}(\text{H}_2\text{O})_6]^{3+}$, this corresponds to 520 nm ($20,300 \text{ cm}^{-1}$).



Factors Affecting the Magnitude of Δ

1. Higher oxidation states of the metal atom correspond to larger Δ .

$\Delta = 10,200 \text{ cm}^{-1}$ for $[\text{Co}^{\text{II}}(\text{NH}_3)_6]^{2+}$ and $22,870 \text{ cm}^{-1}$ for $[\text{Co}^{\text{III}}(\text{NH}_3)_6]^{3+}$

$\Delta = 32,200 \text{ cm}^{-1}$ for $[\text{Fe}^{\text{II}}(\text{CN})_6]^{4-}$ and $35,000 \text{ cm}^{-1}$ for $[\text{Fe}^{\text{III}}(\text{CN})_6]^{3-}$

2. In groups, heavier analogues have larger Δ .

For hexaammine complexes $[\text{M}^{\text{III}}(\text{NH}_3)_6]^{3+}$:

$\Delta = 22,870 \text{ cm}^{-1}$ (Co)

$34,100 \text{ cm}^{-1}$ (Rh)

$41,200 \text{ cm}^{-1}$ (Ir)

3. Geometry of the metal coordination unit affects Δ greatly.

Tetrahedral complexes ML_4 have smaller Δ than octahedral ones ML_6 :

$\Delta = 10,200 \text{ cm}^{-1}$ for $[\text{Co}^{\text{II}}(\text{NH}_3)_6]^{2+}$

$5,900 \text{ cm}^{-1}$ for $[\text{Co}^{\text{II}}(\text{NH}_3)_4]^{2+}$

4. Nature of the ligands.

For $[\text{Co}^{\text{III}}\text{L}_6]$, Δ in cm^{-1} : 13,100 (F^-); 20,760 (H_2O); 22,870 (NH_3)

For $[\text{Cr}^{\text{III}}\text{L}_6]$, Δ in cm^{-1} : 15,060 (F^-); 17,400 (H_2O); 26,600 (CN^-)

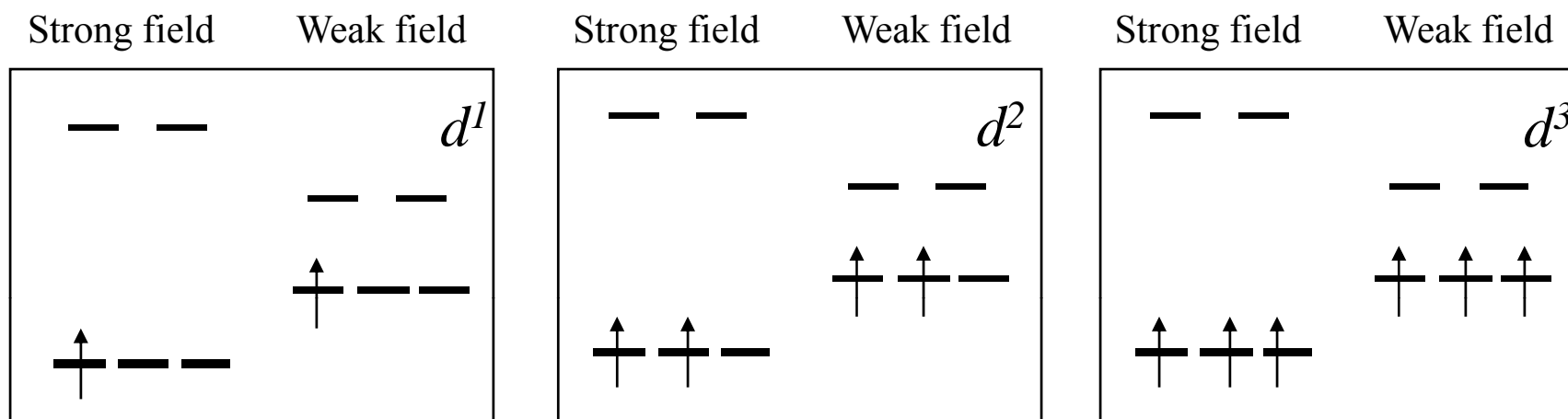
Spectrochemical Series

An arrangement of ligands according to their ability to increase Δ for a given metal center

Weak – I^- , Br^- , SCN^- , Cl^- , N_3^- , F^- , $H_2NC(O)NH_2$, OH^- , ox^{2-} , O^{2-} , H_2O , NCS^- , py , NH_3 , en , bpy ,
phen, NO_2^- , CH_3^- , $C_6H_5^-$, CN^- , CO – Strong



Distribution of Electrons in an Octahedral Complex



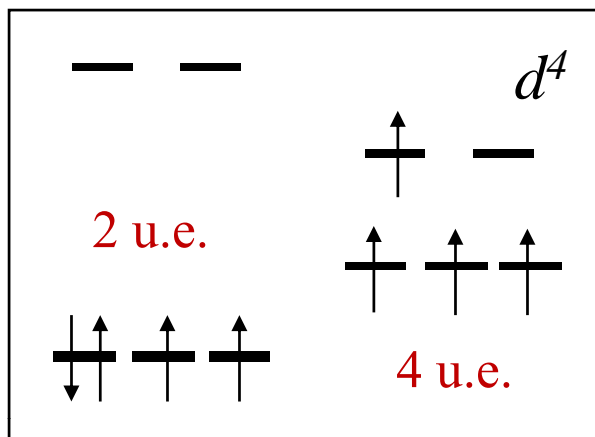
Net energy decrease is called crystal field stabilization energy (CFSE)

$$\text{For } d^1, \text{ CFSE} = 1 \times 0.4 = \mathbf{0.4} \Delta_0$$

$$\text{For } d^2, \text{ CFSE} = 2 \times 0.4 = \mathbf{0.8} \Delta_0$$

$$\text{For } d^3, \text{ CFSE} = 3 \times 0.4 = \mathbf{1.2} \Delta_0$$

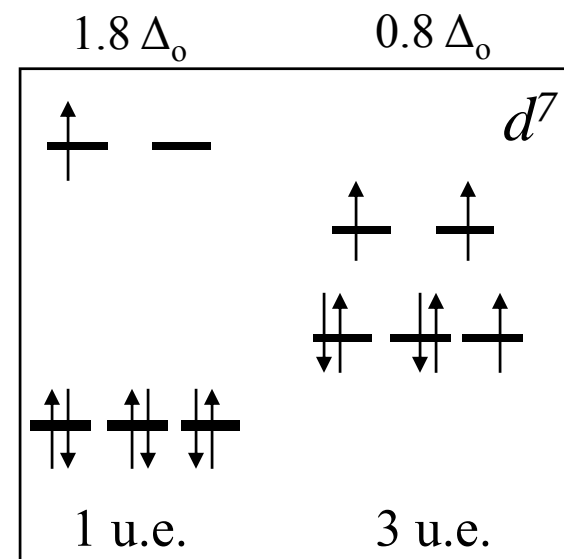
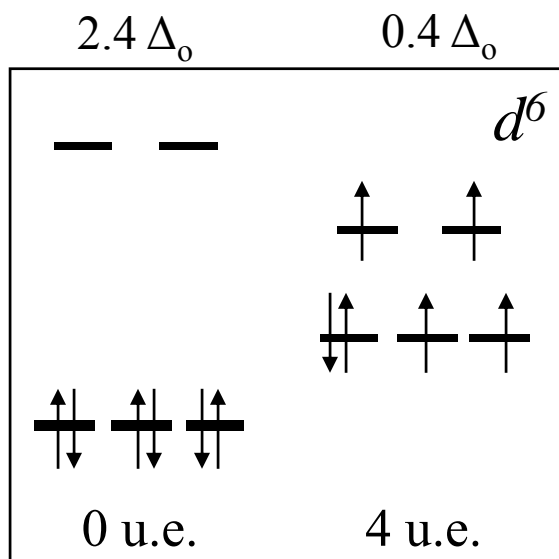
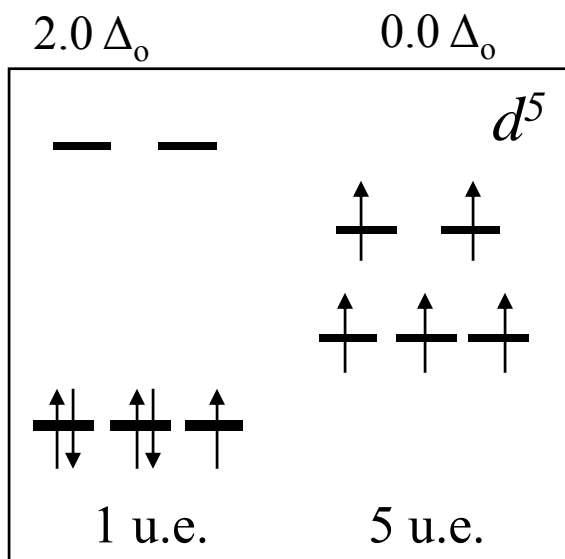
Distribution of Electrons in an Octahedral Complex



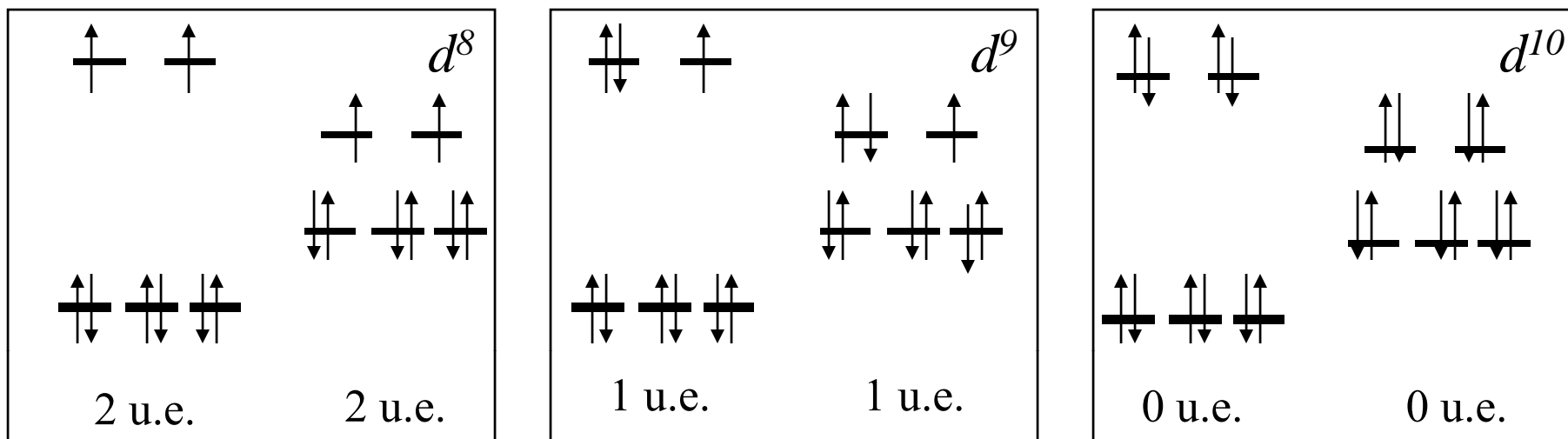
There are two possibilities for metal ions having d^4 - d^7 electronic configuration. Depending on the nature of the ligands and the metal they could be **high-spin** or **low-spin** complexes.

For the d^4 system, CFSE =

For high-spin, $(3 \times 0.4) - (1 \times 0.6) = 0.6 \Delta_o$ and
for low-spin, $4 \times 0.4 = 1.6 \Delta_o$



Distribution of Electrons in an Octahedral Complex



$$\text{For } d^8, \text{ CFSE} = (6 \times 0.4) - (2 \times 0.6) = 1.2 \Delta_o$$

$$\text{For } d^9, \text{ CFSE} = (6 \times 0.4) - (3 \times 0.6) = 0.6 \Delta_o$$

$$\text{For } d^{10}, \text{ CFSE} = (6 \times 0.4) - (4 \times 0.6) = 0.0 \Delta_o$$

In all electronic configurations involving two electrons in the same orbital, the actual CFSE is reduced by the energy spent on pairing the electrons.

Metal ions with 4 – 7 electrons in the d orbital can exist as high-spin or low-spin complexes. Weaker ligands tend to give high-spin complexes, whereas stronger ligands tend to give low-spin complexes.

Distribution of Electrons in an Octahedral Complex

	<u>High-spin</u>	<u>Low-spin</u>
d^1	$t_{2g}^1 e_g^0$ $0.4 \Delta_o$	$t_{2g}^1 e_g^0$ $0.4 \Delta_o$
d^2	$t_{2g}^2 e_g^0$ $0.8 \Delta_o$	$t_{2g}^2 e_g^0$ $0.8 \Delta_o$
d^3	$t_{2g}^3 e_g^0$ $1.2 \Delta_o$	$t_{2g}^3 e_g^0$ $1.2 \Delta_o$
d^4	$t_{2g}^3 e_g^1$ $0.6 \Delta_o$	$t_{2g}^4 e_g^0$ $1.6 \Delta_o$
d^5	$t_{2g}^3 e_g^2$ $0.0 \Delta_o$	$t_{2g}^5 e_g^0$ $2.0 \Delta_o$
d^6	$t_{2g}^4 e_g^2$ $0.4 \Delta_o$	$t_{2g}^6 e_g^0$ $2.4 \Delta_o$
d^7	$t_{2g}^5 e_g^2$ $0.8 \Delta_o$	$t_{2g}^6 e_g^1$ $1.8 \Delta_o$
d^8	$t_{2g}^6 e_g^2$ $1.2 \Delta_o$	$t_{2g}^6 e_g^2$ $1.2 \Delta_o$
d^9	$t_{2g}^6 e_g^3$ $0.6 \Delta_o$	$t_{2g}^6 e_g^3$ $0.6 \Delta_o$
d^{10}	$t_{2g}^6 e_g^4$ $0.0 \Delta_o$	$t_{2g}^6 e_g^4$ $0.0 \Delta_o$

Distribution of Electrons in a Tetrahedral Complex

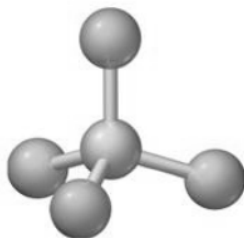
Tetrahedral splitting is seldom large enough to result in pairing of the electrons.

As a result, low-spin tetrahedral complexes are not common.

A rare example is **Cr[N(SiMe₃)₂]₃[NO]**

d^1	$e^1 t_2^0$	$0.6 \Delta_t$
d^2	$e^2 t_2^0$	$1.2 \Delta_t$
d^3	$e^2 t_2^1$	$0.8 \Delta_t$
d^4	$e^2 t_2^2$	$0.4 \Delta_t$
d^5	$e^2 t_2^3$	$0.0 \Delta_t$
d^6	$e^3 t_2^3$	$0.6 \Delta_t$
d^7	$e^4 t_2^3$	$1.2 \Delta_t$
d^8	$e^4 t_2^4$	$0.8 \Delta_t$
d^9	$e^4 t_2^5$	$0.4 \Delta_t$
d^{10}	$e^4 t_2^6$	$0.0 \Delta_t$

When to Expect Tetrahedral Geometry

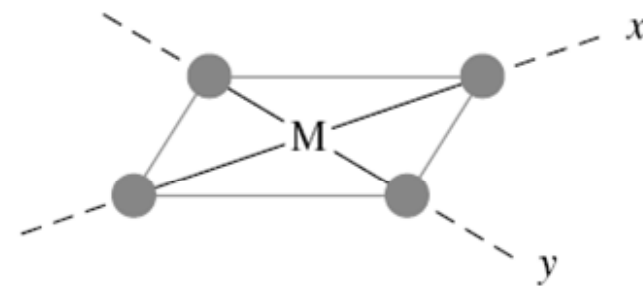
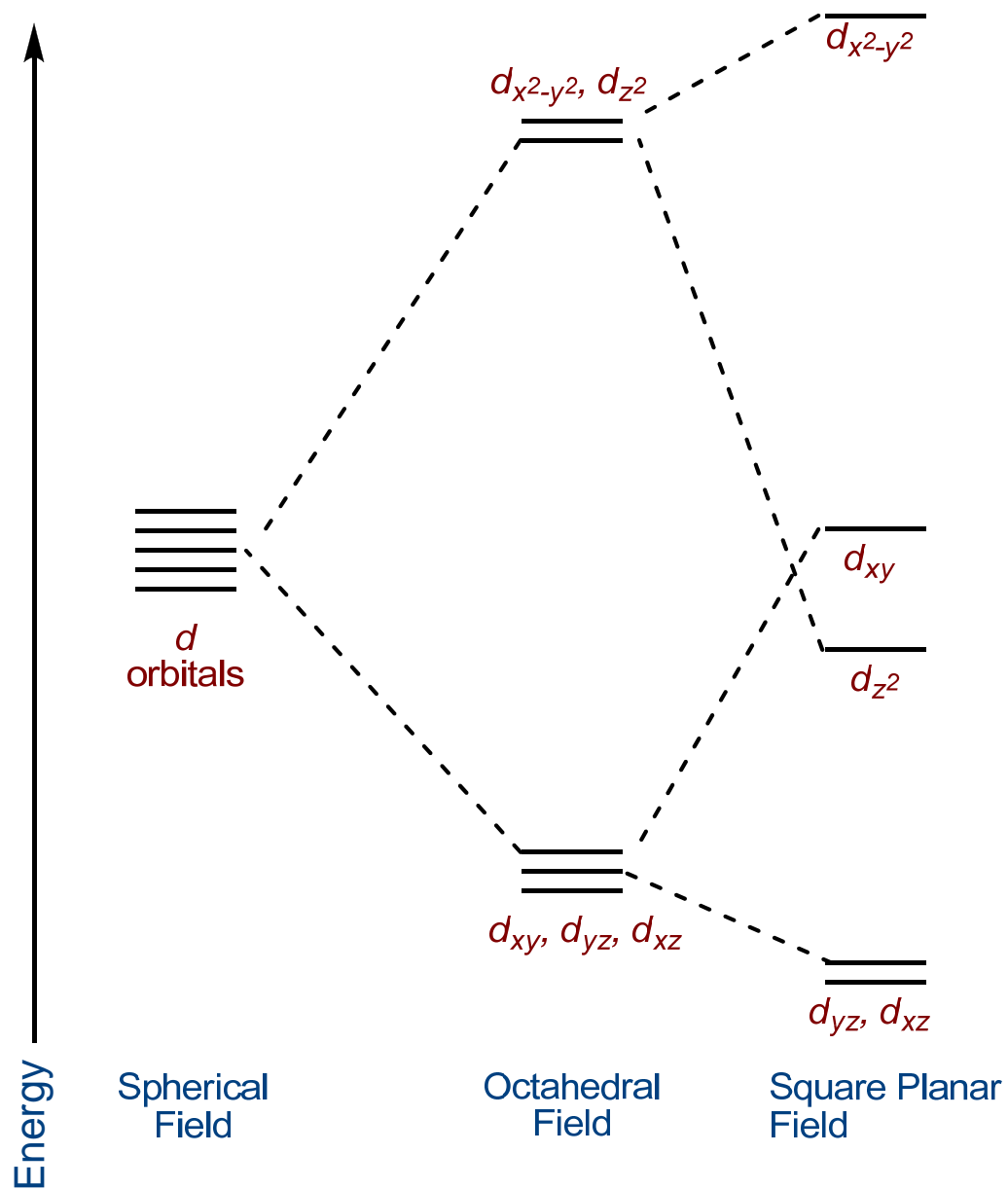


If ligands are large; so as to avoid ligand-ligand repulsion

In case of metal ions with zero CFSE (d^0 , d^5 and d^{10}) or
 MnO_4^- (d^0), FeCl_4^- (d^5 , h.s.), ZnCl_4^{2-} (d^{10})

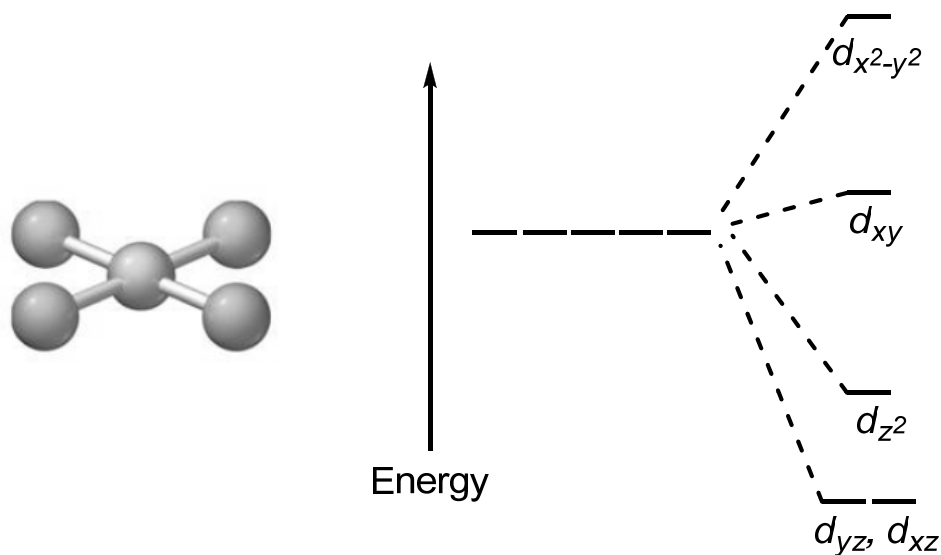
In case of metal ions with small CFSE (d^2 and d^7)
 CoCl_4^{2-} (d^7 , h.s.) – $0.8 \Delta_o$ vs $1.2 \Delta_t$

Square Planar Field



Ligands along the Z axis are removed from an octahedral complex to get a square planar complex

When to Expect Square Planar Geometry



In the case of d^8 metals and strong ligands:

Ni^{2+} , in the presence of strong field ligands such as CN^- forms a square planar complex.

2nd and 3rd row d^8 metals form square planar geometry irrespective of the nature of the ligand:

With Pd^{2+} (which already generates a strong field) even a weak field ligand such as Cl^- leads to the formation of a square planar complex, for example, $[\text{PdCl}_4]^{2-}$.